



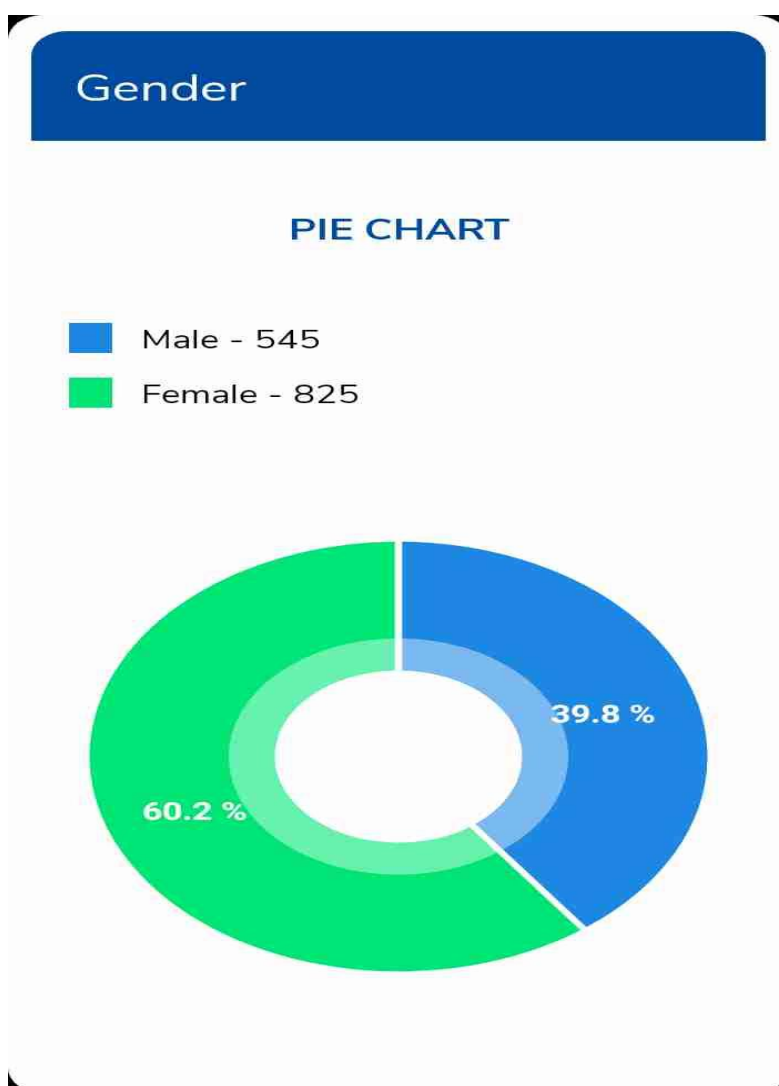
REPORT ON STUDENT SATISFICATION SURVEY (SSS) AY - 2020-2021

1. The policy adopted by the college was to familiarize only the first-year students with SSS. A total of 757 students constitutes the various programmes offered by our college. (B. Com, B. Sc., B. Sc.-CS, B. M. S., B.A.F., M. Com. (AC), M. Com. (BM)).
2. Explanation of the questions in the SSS questionnaire was taken up class-wise/ division-wise in **March 2021** by teaching staff of the respective programmes.
3. The same questionnaire was mailed to the students of all programs and all classes using the SurveyHeart App. on **10 July, 2021** with a request to respond within one week.
4. Responses were received between **10 July, 2021 and 15 July 2021**. In all, **1370 students responded**.
5. The details of the students' feedback are as follows...



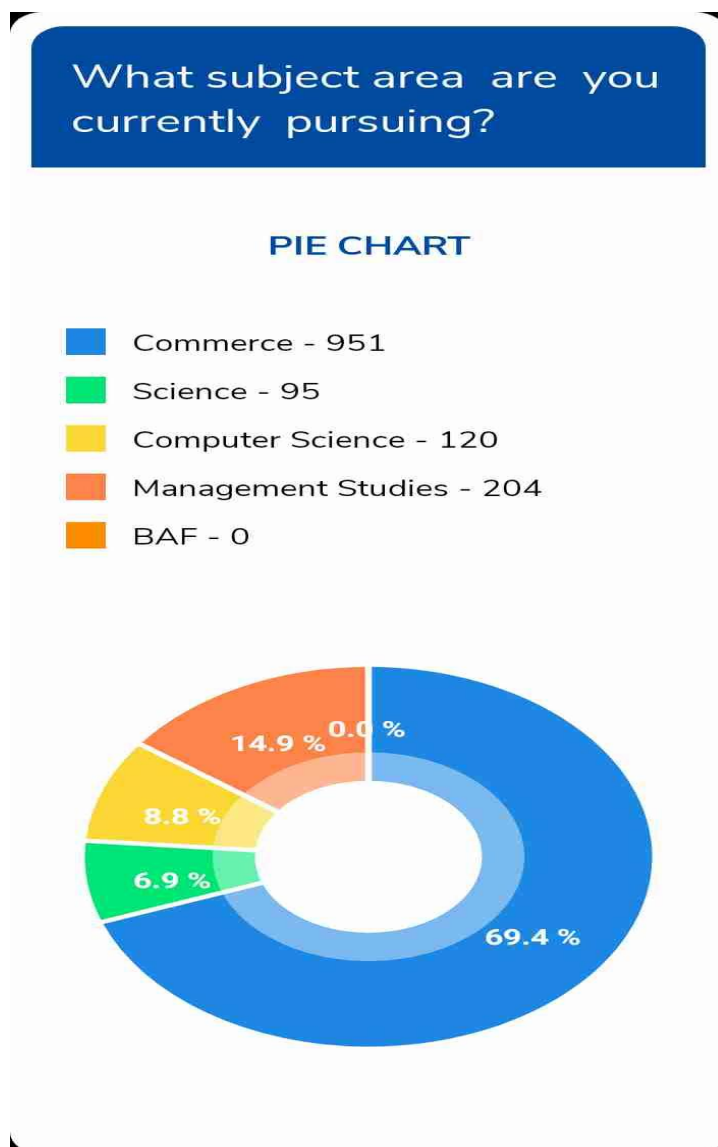


1. Percentage of the gender of respondents.





2. Programme-wise and class wise percentage of respondents

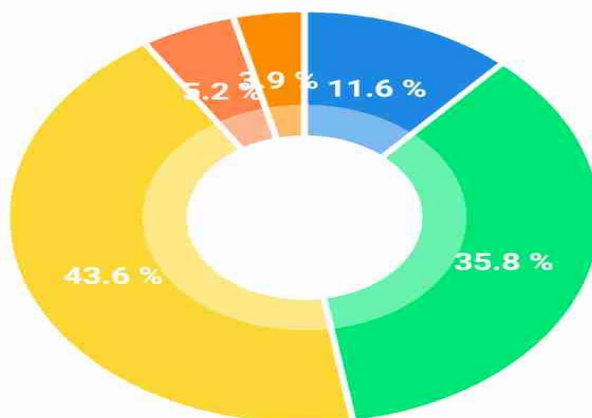




Class

PIE CHART

- First Year - 159
- Second Year - 490
- Third Year - 597
- M. Com Part I - 71
- M Com Part II - 53



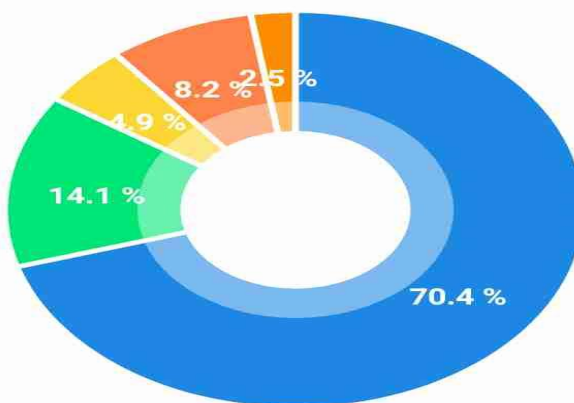


3. Syllabus Covered

1. How much of the syllabus was covered in the class?

PIE CHART

4	– 85 to 100%	- 964
3	– 70 to 84%	- 193
2	– 55 to 69%	- 67
1	– 30 to 54%	- 112
0	– Below 30%	- 34

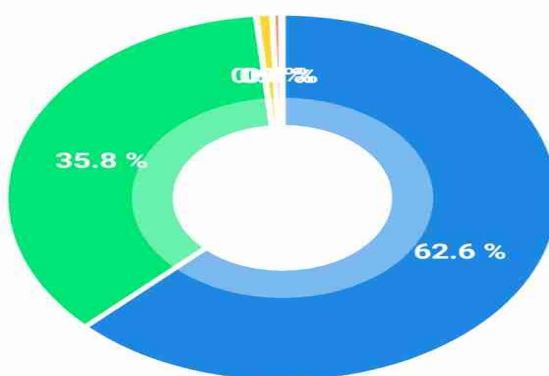
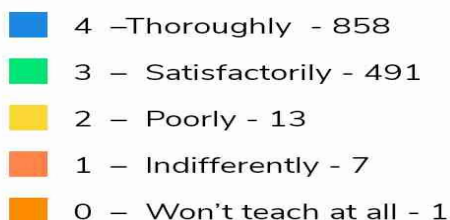




4. Teacher Preparation

2. How well did the teachers prepare for the classes?

PIE CHART





5. Communication by teachers



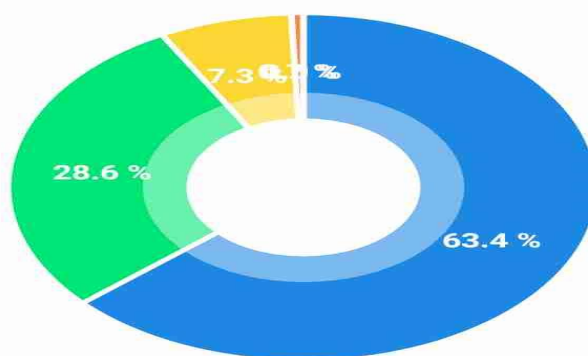


6. Teachers' approach to teaching

4. The teacher's approach to teaching can best be described as...

PIE CHART

4- Excellent	- 869
3 - Very good	- 392
2 - Good	- 100
1 - Fair	- 9
0- Poor	- 0





7. Internal evaluation by teachers

5. Fairness of the internal evaluation process by the teachers.

Results

Options	%	Count
4 – Always fair	74.60	1022
3 – Usually fair	21.46	294
2 – Sometimes unfair	2.92	40
1 – Usually unfair	0.44	6
0– Unfair	0.58	8

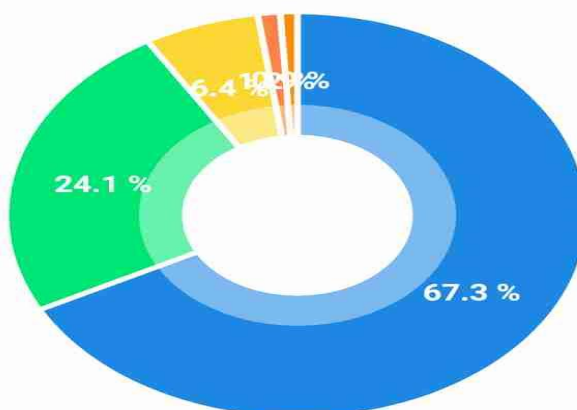




8. Discussion of students' performance

6. Was your performance in assignments discussed with you?

PIE CHART



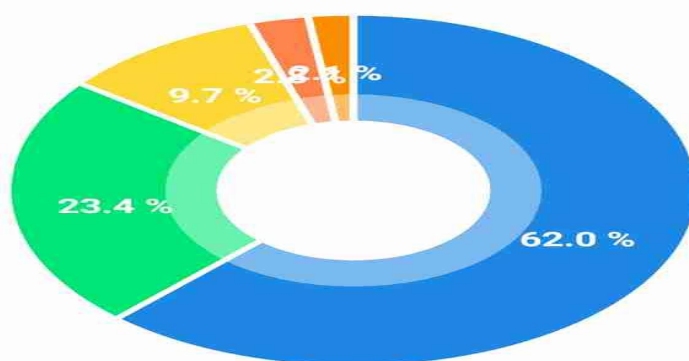


9. Institutional encouragement for opportunities

7. The institute takes active interest in promoting internship, student exchange, field visit opportunities for students.

PIE CHART

4 – Regularly	- 850
3 – Often	- 320
2 – Sometimes	- 133
1 – Rarely	- 38
0 – Never	- 29





10. Mentoring

8. The teaching and mentoring process in your institution facilitates you in cognitive, social and emotional growth.

Results

Options	%	Count
4 – Significantly	53.80	737
3 – Very well	38.98	534
2 – Moderately	5.47	75
1 – Marginally	1.02	14
0– Not at all	0.73	10



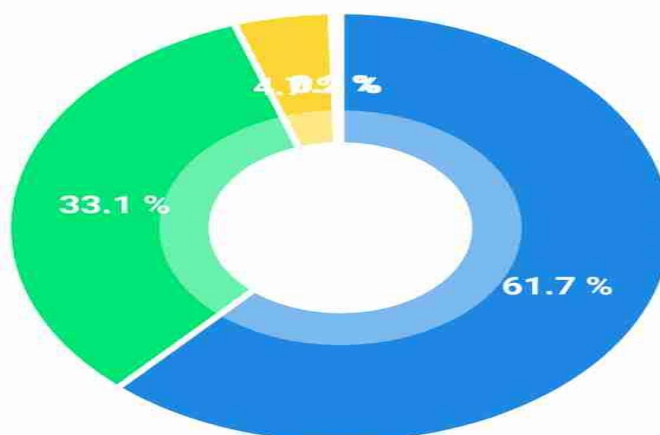


11. Opportunities for learning

9. The institution provides multiple opportunities to learn and grow.

PIE CHART

- 4 – Strongly agree - 845
- 3 – Agree - 454
- 2 – Neutral - 65
- 1 – Disagree - 3
- 0– Strongly disagree - 3





V. K. KRISHNA MENON COLLEGE OF COMMERCE & ECONOMICS
& SHARAD SHANKAR DIGHE COLLEGE OF SCIENCE

Bhandup Educational Society's
**V. K. KRISHNA MENON COLLEGE OF COMMERCE & ECONOMICS
AND SHARAD SHANKAR DIGHE COLLEGE OF SCIENCE**
व्ही.के. कृष्ण मेनन वाणिज्य व अर्थशास्त्र महाविद्यालय आणि शरद शंकर दिघे विज्ञान महाविद्यालय
Affiliated to the University of Mumbai
Email :- info@menoncollege.edu.in

12. Information about POs and Cos

10. Teachers inform you about your expected competencies, course outcomes and programme outcomes.

Results

Options	%	Count
4 – Every time	73.28	1004
3 – Usually	19.93	273
2– Occasionally/ Sometimes	5.55	76
1 – Rarely	0.80	11
0– Never	0.44	6



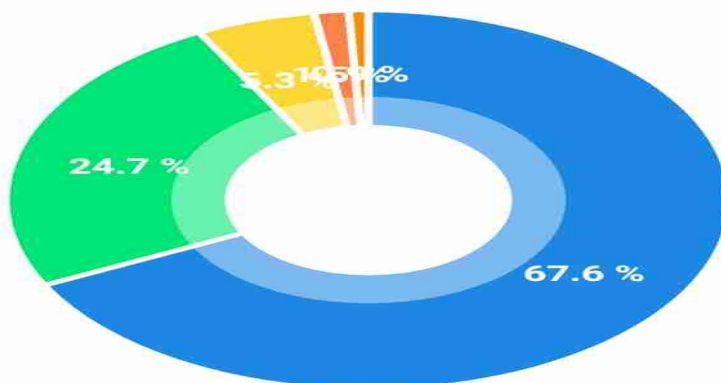
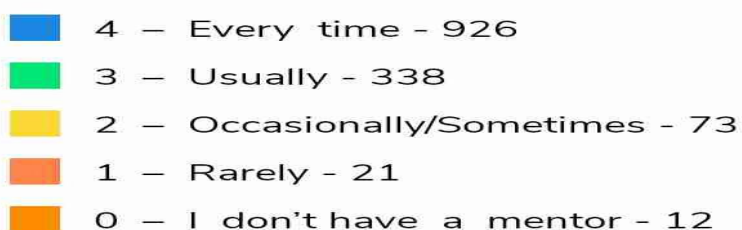
OPP. BHANDUP RAILWAY STATION, VEER SAVARKAR MARG, BHANDUP (EAST), MUMBAI - 400 042.
PHONE - (022) - 25668541 • FAX - (022) - 25661897
Website :- www.menoncollege.edu.in



13. Follow-up in mentoring

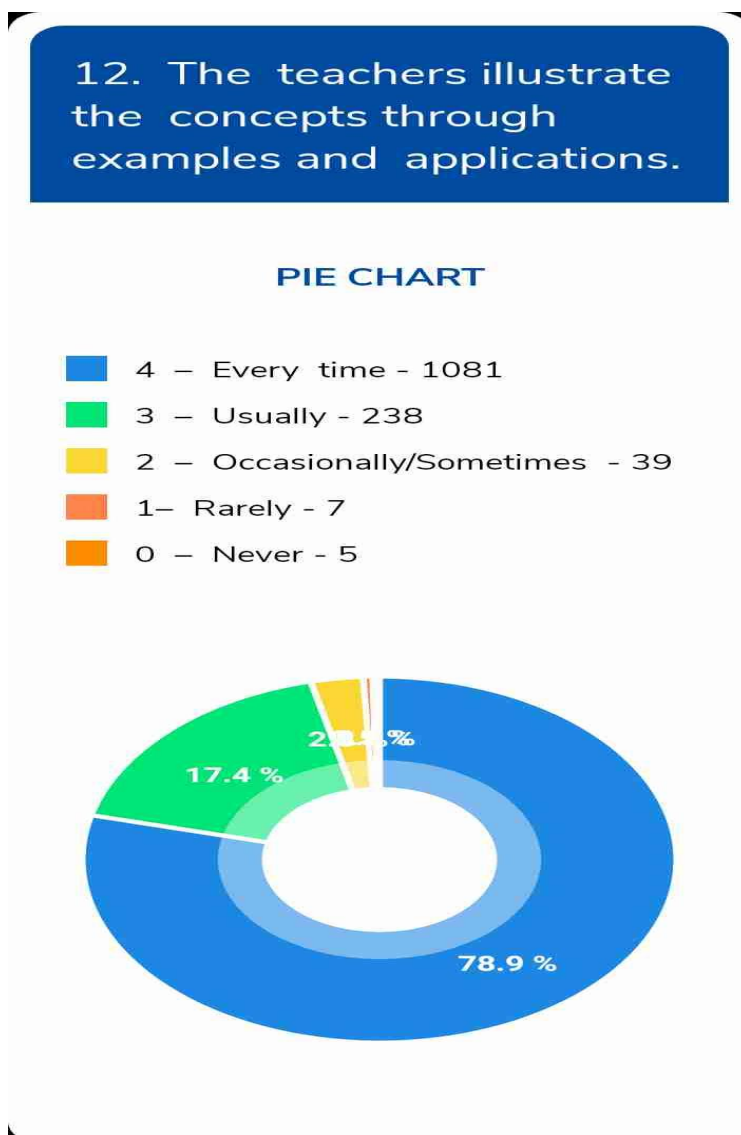
11. Your mentor does a necessary follow-up with an assigned task to you.

PIE CHART





14. Concept illustration



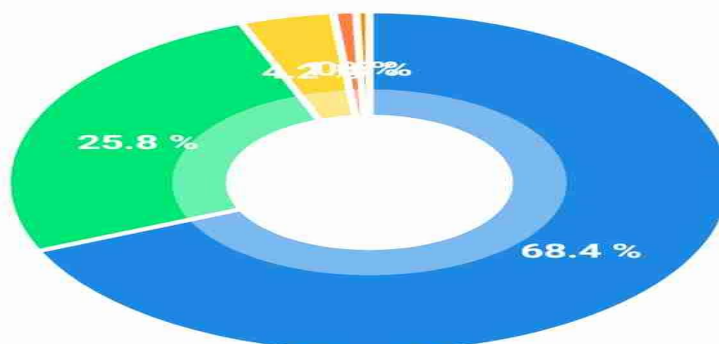


15. Encouragement to perform

13. The teachers identify your strengths and encourage you with providing right level of challenges.

PIE CHART

4 – Fully	- 937
3 – Reasonably	- 354
2 – Partially	- 57
1 – Slightly	- 14
0 – Unable to	- 8

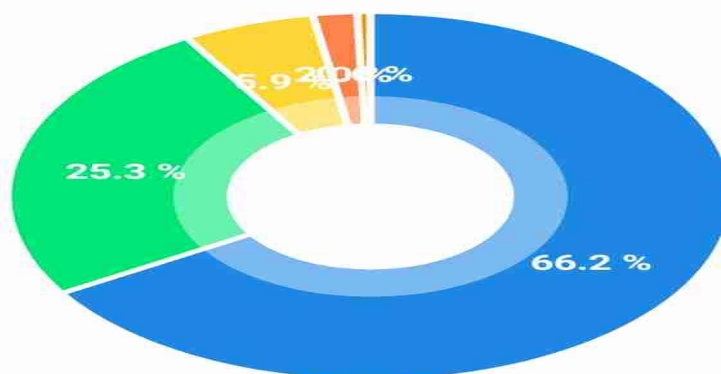
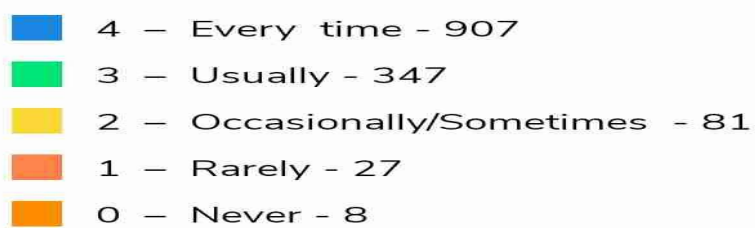




16. Mentoring

14. Teachers are able to identify your weaknesses and help you to overcome them.

PIE CHART





Bhandup Educational Society's
**V. K. KRISHNA MENON COLLEGE OF COMMERCE & ECONOMICS
AND SHARAD SHANKAR DIGHE COLLEGE OF SCIENCE**

वी.के. कृष्ण मेनन वाणिज्य व अर्थशास्त्र महाविद्यालय आणि शरद शंकर दिघे विज्ञान महाविद्यालय

Affiliated to the University of Mumbai

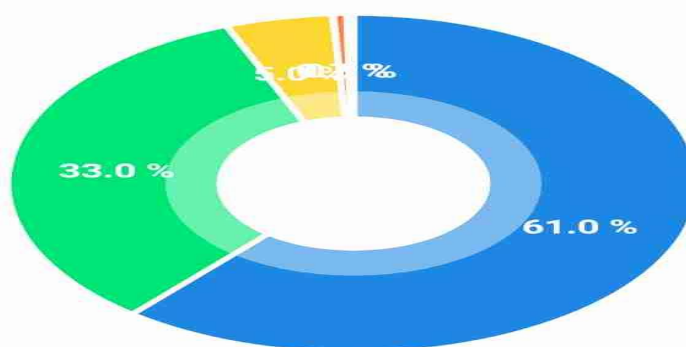
Email :- info@menoncollege.edu.in

17. Student Feedback

15. The institution makes effort to engage students in the monitoring, review and continuous quality improvement of the teaching learning process.

PIE CHART

4	Strongly agree	836
3	Agree	452
2	Neutral	69
1	Disagree	9
0	Strongly disagree	4



OPP. BHANDUP RAILWAY STATION, VEER SAVARKAR MARG, BHANDUP (EAST), MUMBAI - 400 042.

PHONE - (022) - 25668541 • FAX - (022) - 25661897

Website :- www.menoncollege.edu.in



Bhandup Educational Society's
**V. K. KRISHNA MENON COLLEGE OF COMMERCE & ECONOMICS
AND SHARAD SHANKAR DIGHE COLLEGE OF SCIENCE**

वी.के. कृष्ण मेनन वाणिज्य व अर्थशास्त्र महाविद्यालय आणि शरद शंकर दिघे विज्ञान महाविद्यालय

Affiliated to the University of Mumbai

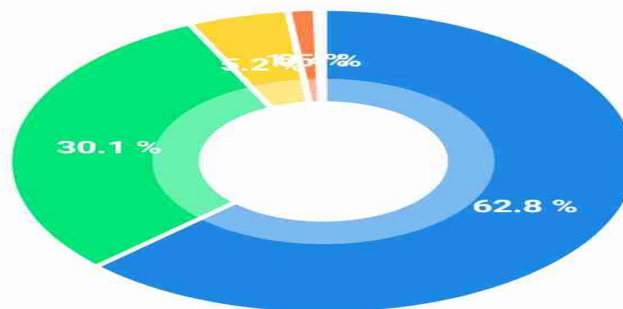
Email :- info@menoncollege.edu.in

18. Learning experiences

16. The institute/ teachers use student centric methods, such as experiential learning, participative learning and problem solving methodologies for enhancing learning experiences.

PIE CHART

- 4 – To a great extent - 861
- 3 – Moderate - 413
- 2 – Some what - 71
- 1 – Very little - 20
- 0 – Not at all - 5



OPP. BHANDUP RAILWAY STATION, VEER SAVARKAR MARG, BHANDUP (EAST), MUMBAI - 400 042.

PHONE - (022) - 25668541 • FAX - (022) - 25661897

Website :- www.menoncollege.edu.in



Bhandup Educational Society's
**V. K. KRISHNA MENON COLLEGE OF COMMERCE & ECONOMICS
AND SHARAD SHANKAR DIGHE COLLEGE OF SCIENCE**

वी.के. कृष्ण मेनन वाणिज्य व अर्थशास्त्र महाविद्यालय आणि शरद शंकर दिघे विज्ञान महाविद्यालय

Affiliated to the University of Mumbai

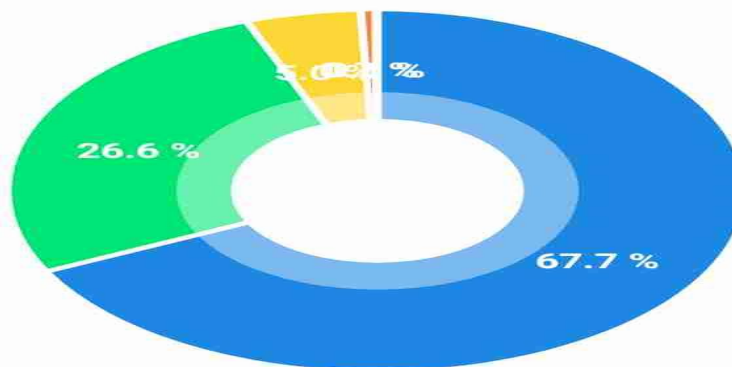
Email :- info@menoncollege.edu.in

19. Motivation for participation in extracurricular activities

17. Teachers encourage you to participate in extracurricular activities.

PIE CHART

4 – Strongly agree	- 927
3 – Agree	- 364
2 – Neutral	- 69
1 – Disagree	- 9
0 – Strongly disagree	- 1



OPP. BHANDUP RAILWAY STATION, VEER SAVARKAR MARG, BHANDUP (EAST), MUMBAI - 400 042.

PHONE - (022) - 25668541 • FAX - (022) - 25661897

Website :- www.menoncollege.edu.in



Bhandup Educational Society's
**V. K. KRISHNA MENON COLLEGE OF COMMERCE & ECONOMICS
AND SHARAD SHANKAR DIGHE COLLEGE OF SCIENCE**

वी.के. कृष्ण मेनन वाणिज्य व अर्थशास्त्र महाविद्यालय आणि शरद शंकर दिघे विज्ञान महाविद्यालय

Affiliated to the University of Mumbai

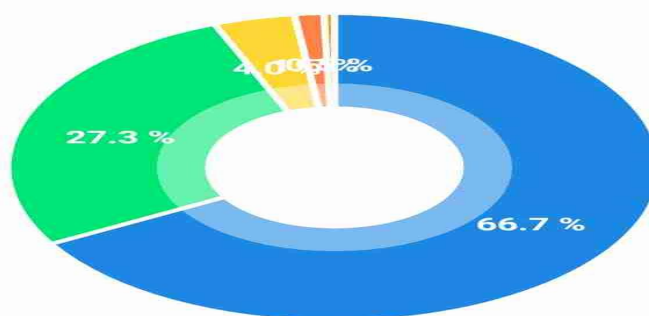
Email :- info@menoncollege.edu.in

20. Efforts for employability

18. Efforts are made by the institute/ teachers to inculcate soft skills, life skills and employability skills to make you ready for the world of work.

PIE CHART

- 4 – To a great extent - 914
- 3 – Moderate - 374
- 2 – Some what - 55
- 1 – Very little - 20
- 0 – Not at all - 7



OPP. BHANDUP RAILWAY STATION, VEER SAVARKAR MARG, BHANDUP (EAST), MUMBAI - 400 042.

PHONE - (022) - 25668541 • FAX - (022) - 25661897

Website :- www.menoncollege.edu.in



Bhandup Educational Society's
**V. K. KRISHNA MENON COLLEGE OF COMMERCE & ECONOMICS
AND SHARAD SHANKAR DIGHE COLLEGE OF SCIENCE**

वी.के. कृष्ण मेनन वाणिज्य व अर्थशास्त्र महाविद्यालय आणि शरद शंकर दिघे विज्ञान महाविद्यालय

Affiliated to the University of Mumbai

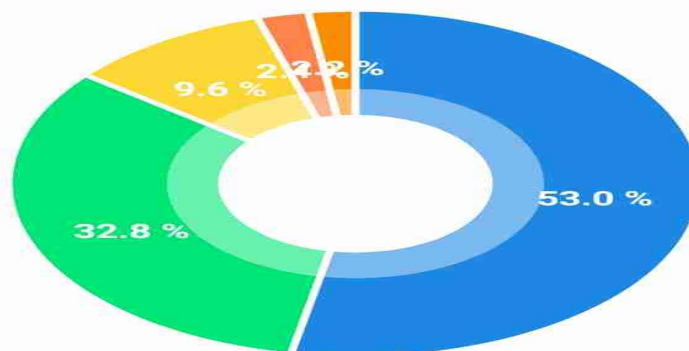
Email :- info@menoncollege.edu.in

21. Use of ICT tools

19. What percentage of teachers use ICT tools such as LCD projector, Multimedia, etc. while teaching.

PIE CHART

4	– Above 90%	– 726
3	– 70 – 89%	– 449
2	– 50 – 69%	– 132
1	– 30 – 49%	– 33
0	– Below 29%	– 30



OPP. BHANDUP RAILWAY STATION, VEER SAVARKAR MARG, BHANDUP (EAST), MUMBAI - 400 042.

PHONE - (022) - 25668541 • FAX - (022) - 25661897

Website :- www.menoncollege.edu.in



Bhandup Educational Society's
**V. K. KRISHNA MENON COLLEGE OF COMMERCE & ECONOMICS
AND SHARAD SHANKAR DIGHE COLLEGE OF SCIENCE**

वी.के. कृष्ण मेनन वाणिज्य व अर्थशास्त्र महाविद्यालय आणि शरद शंकर दिघे विज्ञान महाविद्यालय

Affiliated to the University of Mumbai

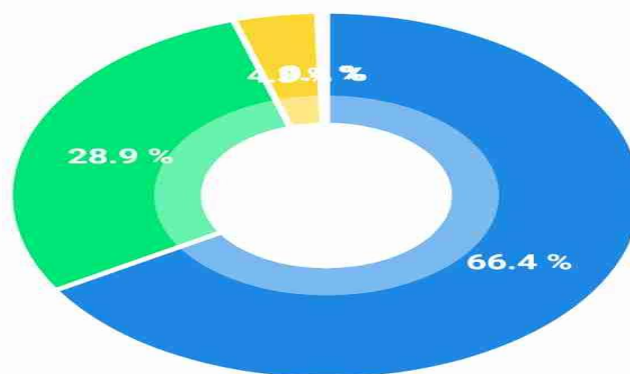
Email :- info@menoncollege.edu.in

22. The general impression

20. The overall quality of teaching-learning process in your institute is very good.

PIE CHART

- 4 – Strongly agree - 909
- 3 – Agree - 396
- 2 – Neutral - 59
- 1 – Disagree - 5
- 0 – Strongly disagree - 1



OPP. BHANDUP RAILWAY STATION, VEER SAVARKAR MARG, BHANDUP (EAST), MUMBAI - 400 042.

PHONE - (022) - 25668541 • FAX - (022) - 25661897

Website :- www.menoncollege.edu.in



Bhandup Educational Society's
**V. K. KRISHNA MENON COLLEGE OF COMMERCE & ECONOMICS
AND SHARAD SHANKAR DIGHE COLLEGE OF SCIENCE**

व्ही.के. कृष्ण मेनन वाणिज्य व अर्थशास्त्र महाविद्यालय आणि शरद शंकर दिघे विज्ञान महाविद्यालय

Affiliated to the University of Mumbai

Email :- info@menoncollege.edu.in

23. Observations/ suggestions for improvement of teaching learning.

- I. The overall observation about the teaching-learning process was good.
- II. A suggestion received is to start a training center of competitive exams
- III. Students have also suggested the use of better graphics and visual media to engage students well.

Prin. (Mrs.) S. V. Phadnis
PRINCIPAL



OPP. BHANDUP RAILWAY STATION, VEER SAVARKAR MARG, BHANDUP (EAST), MUMBAI - 400 042.

PHONE - (022) - 25668541 • FAX - (022) - 25661897

Website :- www.menoncollege.edu.in